

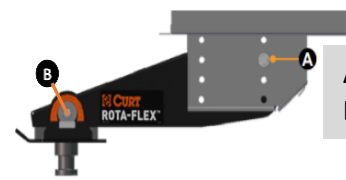
Quick Reference Torque Guide

Pin Box



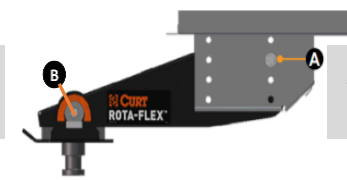
A: 135 ft-lbs (15-16" Socket)
B: 80 ft-lbs (3/4" Socket)

[Rota-Flex™ Pin Box Installation and Owner's Manual](#)



A: 135 ft-lbs (15/16" Socket)
B: 80 ft-lbs (3/4" Socket)

[Rota-Flex™ Pin Box Installation and Owner's Manual](#)



A: 135 ft-lbs (15/16" Socket)
B: 80 ft-lbs (3/4" Socket)

[Rota-Flex™ Pin Box Installation and Owner's Manual](#)

Wheel Lug Nuts



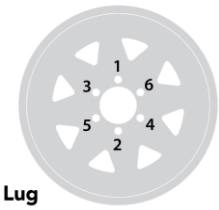
8 Lug

120 ft-lbs
(3/4" Socket)
See torque pattern



8 Lug

120 ft-lbs
(3/4" Socket)
See torque pattern



6 Lug

120 ft-lbs
(3/4" Socket)
See torque pattern

CRE3000 Heavy Duty Shackles/Wet Bolts, Leaf Spring Hanger Wet Bolts and Spring U-Bolts



Spring U-Bolts, Tie Plates & Nuts
70-80 ft-lbs. (3/4" Socket)


Equalizer and spring hanger wet bolts to
40 ft-lbs. (11/16" Socket & 13/16" Wrench)

[Dexter Operation & Service manual](#)

[CRE3000 TANDEM INSTALLATION INSTRUCTIONS](#)


[CRE3000 & Wet Bolt Kit Installation Video](#)

Landing Gear Jack Bolts



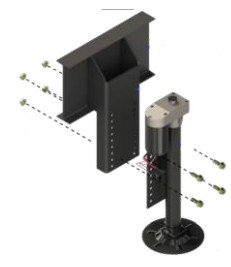
90 ft-lbs.
1/2-20 UNF
Grade 8 Bolt
(3/4" Socket)

[Hydraulic Jack Mounting Bolt Specification](#)



90 ft-lbs.
1/2-20 UNF
Grade 8 Bolt
(3/4" Socket)

[Hydraulic Jack Mounting Bolt Specification](#)



90 ft-lbs.
1/2-20 UNF
Grade 8 Bolt
(3/4" Socket)

[Hydraulic Jack Mounting Bolt Specification](#)